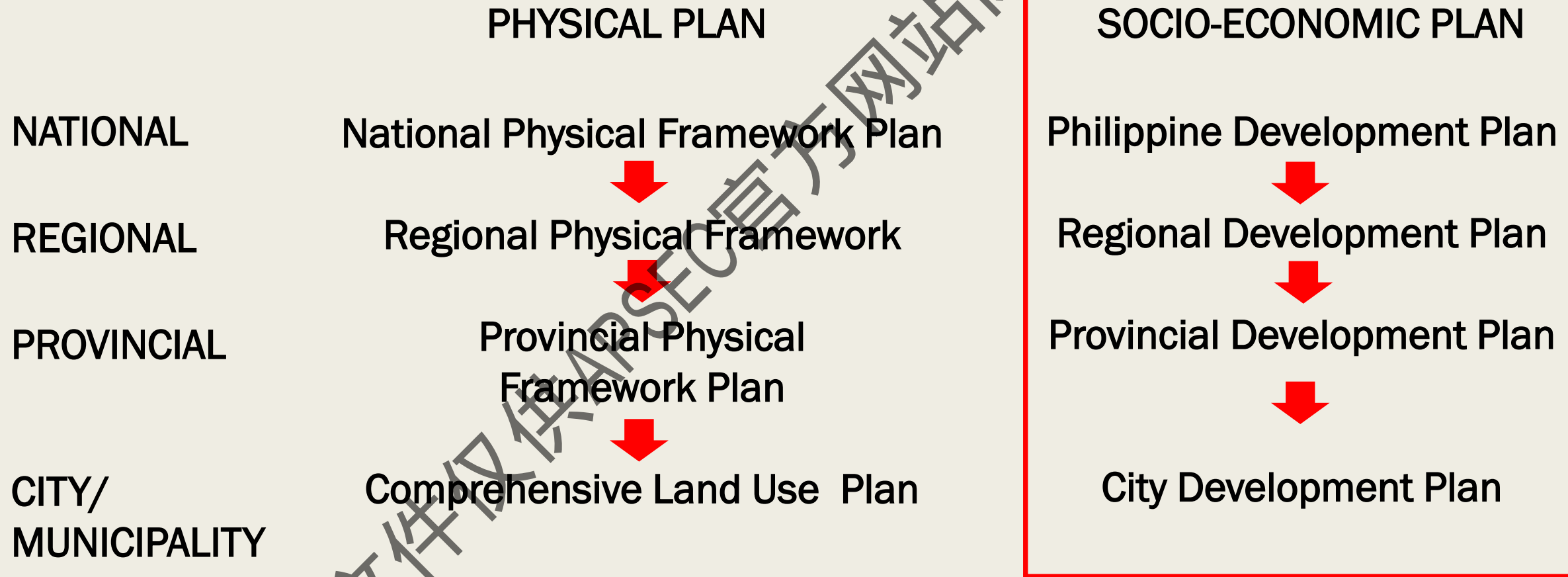




MAINSTREAMING SDGs INTO NATIONAL POLICIES, PLANS AND STRATEGIES

DIR. SHIELA GAIL QUINGCO
Metro Manila, Philippines

HIERARCHY OF THE PLANS




Philippine SDG Indicators

“Approving and Adopting the Initial List of Sustainable Development Goals for Monitoring in the Philippines” - PSA Board Resolution no. 09, Series of 2017

17
GOALS

97
TARGETS

155
INDICATORS



Alignment to Development Plans

NATIONAL Philippine Development Plan 2017-2022

REGIONAL Regional Development Plan 2017-2022

PROVINCIAL Provincial Development Plan 2017-2022

CITY/
MUNICIPALITY City Development Plan (5-year)



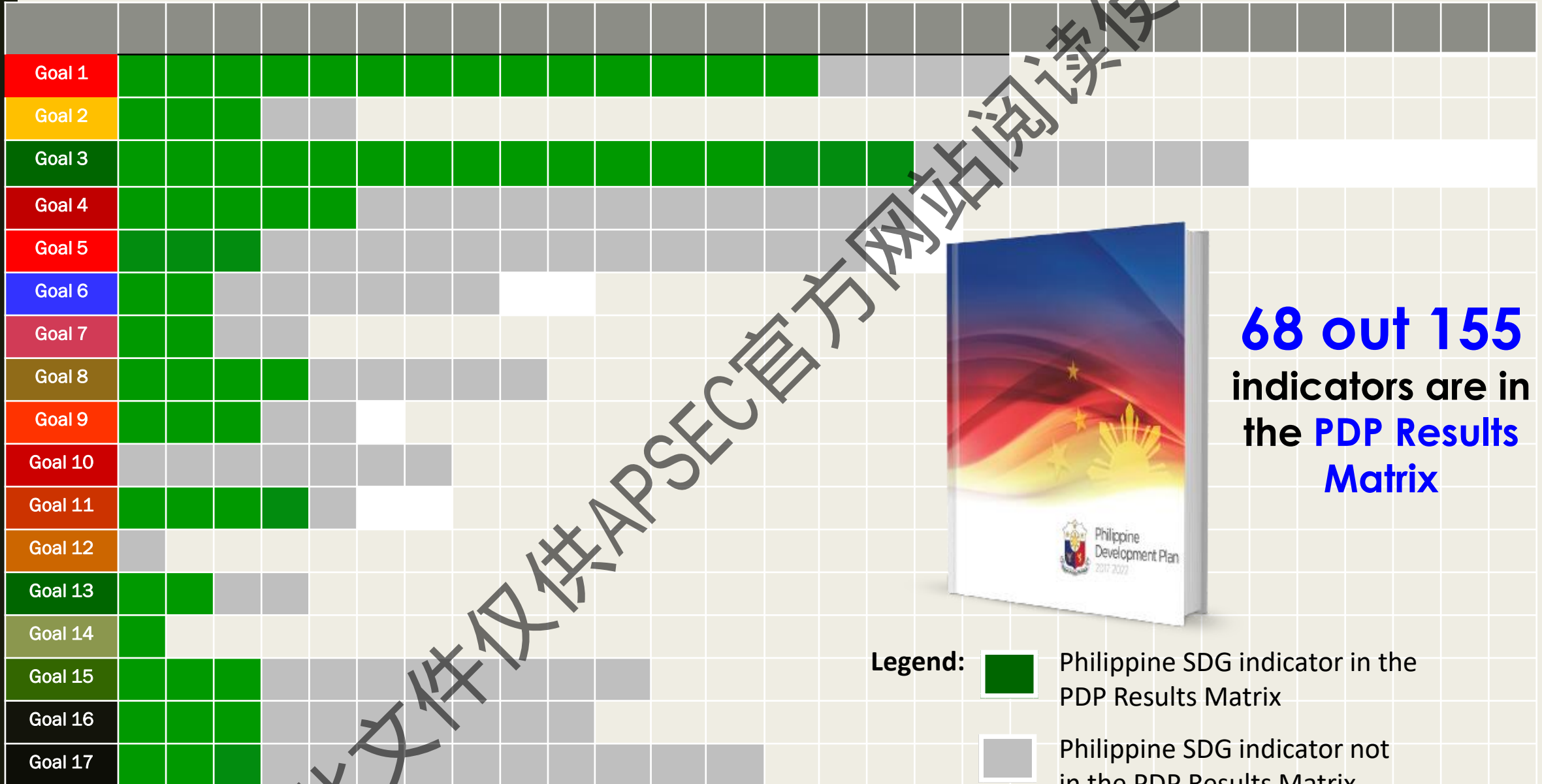
Alignment of the SDGs to the Philippine Development Plan (PDP)

PDP 2017-2022 OVERALL STRATEGIC FRAMEWORK



We can find SDGs in many of its chapters from Goal 1 to Goal 17

Philippine SDG Indicators



68 out of 155
indicators are in
the **PDP Results**
Matrix



Legend: Philippine SDG indicator in the PDP Results Matrix
 Philippine SDG indicator not in the PDP Results Matrix

Localization of the SDGs and the PDP Results Matrix



Localization of the SDGs and the PDP Results Matrix



Localization of the SDGs and the PDP Results Matrix



Core indicators - consist of region-specific priority indicators that generate statistics vital towards achieving the local development goals and are useful to monitor progress and track the pace of development.

- This set of indicators support development planning, implementation, and monitoring of local programs and projects towards the attainment of regional goals in line with the Regional Development Plan (RDPs)

Core Regional SDGs (CoRe-SDGI)

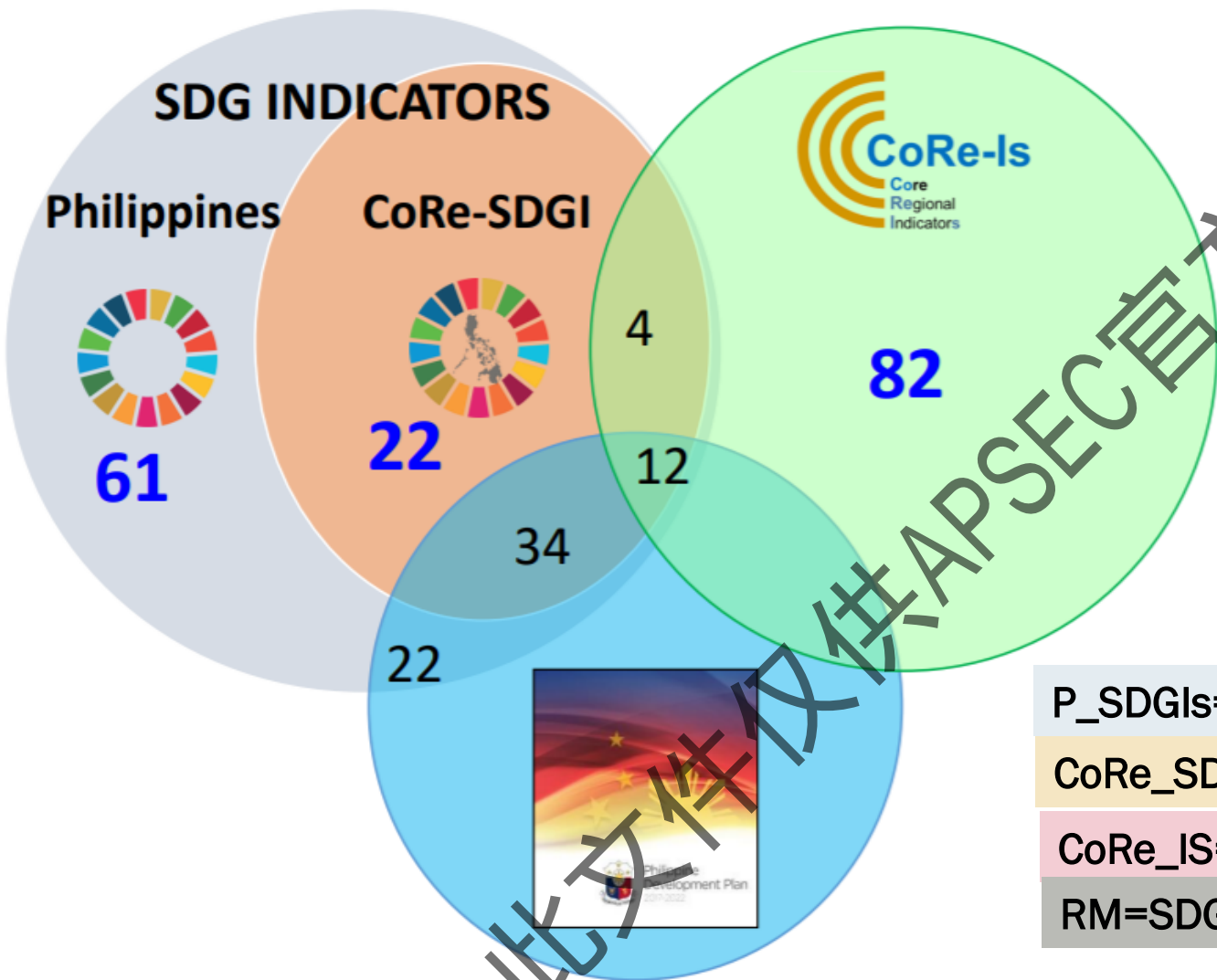


• minimum set of SDG indicators for regional compilation and dissemination to facilitate regional comparisons to help monitor the achievement of the SDGs

- selected indicators should be broadly consistent with Initial List of Philippine SDG Indicators approved through the PSA Board Resolution no. 09, Series of 2017

Localization of the SDGs and the PDP Results Matrix

Matching of the CoRe-SDGI, CoRe-Is and PDP



- 155 Philippine SDGs
- 72 can be monitored across all regions (Core-SDGI)
- 68 of which are in the PDP
- 16 of which are exactly match with the Core-Is

$$P_SDGIs = 61 + 22 + 4 + 12 + 34 + 22 = 155$$

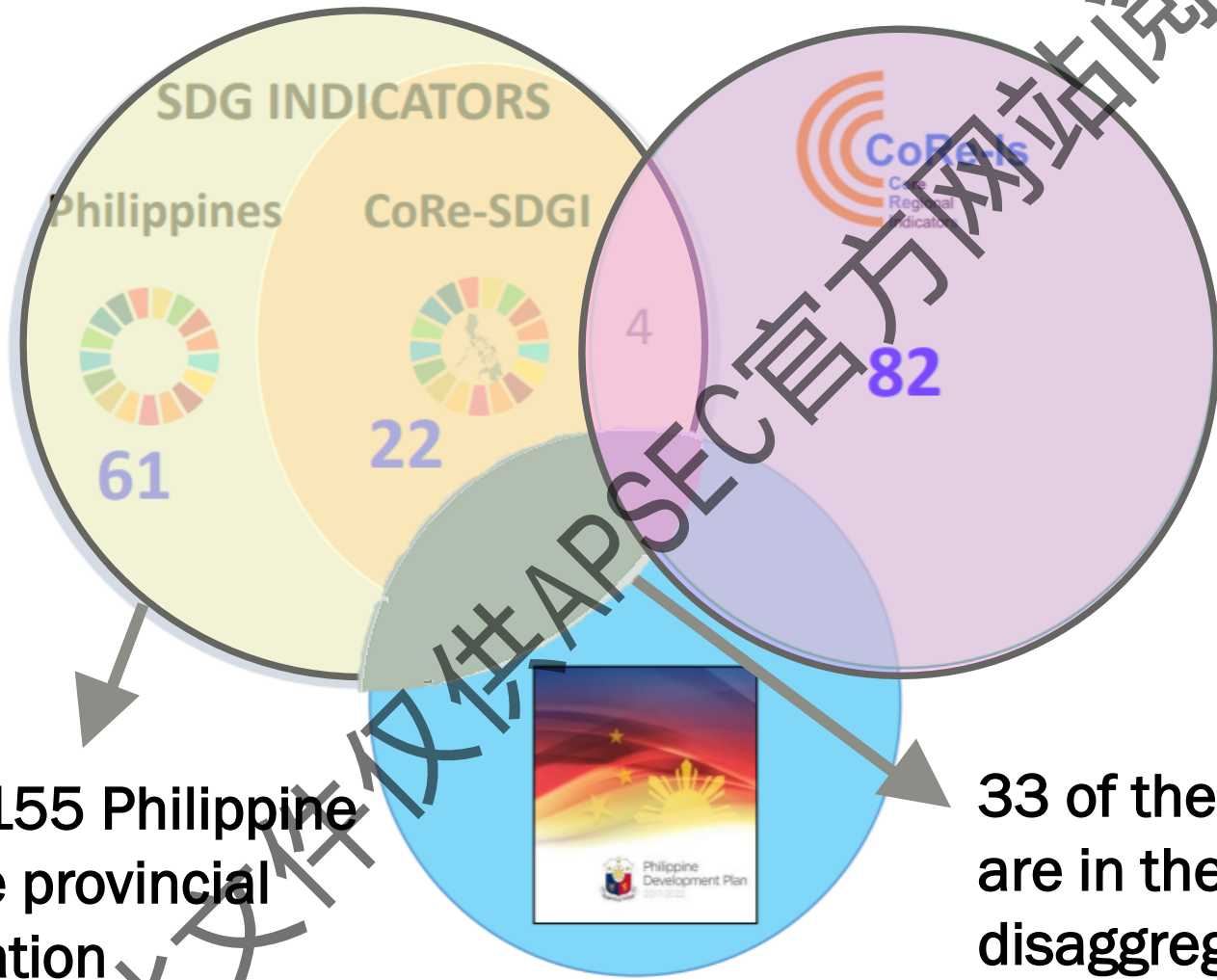
$$CoRe_SDGIs = 22 + 4 + 12 + 34 = 72$$

$$CoRe_IS = 82 + 4 + 12 = 98$$

$$RM = SDGIs = 68 = 12 + 34 + 22$$

Localization of the SDGs and the PDP Results Matrix

Matching of the CoRe-SDGI, CoRe-Is and PDP




65 of the 155 Philippine SDGs have provincial disaggregation

71 of the 98 Core-IS have provincial disaggregation

33 of the 68 Philippine SDGs that are in the PDP have provincial disaggregation

Localization of the SDGs and the PDP Results Matrix

Matching of the CoRe-SDGI, CoRe-Is and RDP for Metro Manila



Alignment to Development Plans



NATIONAL

Philippine Development Plan

= (SDG Indicators in the Results Matrices)



**REGIONAL/
PROVINCIAL**

Regional/Provincial Development Plan

= (SDG Indicators in the Regional/Provincial Results Matrices)




**CITY/
MUNICIPALITY**

City Development Plan (5-year)

= (Localization of SDG Indicators and PDP/RM Results Matrices)

此文件仅供APSEC官方网站阅读使用

Philippines SDG Watch and Database

CENTRAL LUZON		PRELIMINARY Submissions as of June 30, 2018		
Goals/Targets/Indicators		Data Source Agency	Baseline	
			Data	Year
 GOAL 1. END POVERTY IN ALL ITS FORMS EVERYWHERE				
target 1.2	By 2030, reduce at least by half the proportion of men, women and children of all ages living in poverty in all its dimensions according to national definitions			
1.2.1	Proportion of population living below the national poverty line, by sex and age			
1.2.1.1	Proportion of population living below the national poverty line			
	Poverty Incidence among Population	FIES-PSA	11.2	2015
	Poverty Incidence among Families	FIES-PSA	8.9	2015
1.2.1.2	Proportion of population living below the national poverty line, by sex			
	Female population	FIES-PSA	11.5	2015
1.2.1.3	Proportion of population living below the national poverty line, by age group			
	Children	FIES-PSA	14.7	2015
	Youth	FIES-PSA	9.1	2015
	Senior Citizen	FIES-PSA	7.9	2015
1.2.1.4	Proportion of population living below the national poverty line, by employment status			
	Employed population	FIES-PSA	9.2	2015
	Unemployed population	FIES-PSA	7.0	2015
1.2.1.5	Proportion of population living below the national poverty line, by geographical location			
	Population residing in urban areas	FIES-PSA	6.2	2015
target 1.4	By 2030, ensure that all men and women, in particular the poor and the vulnerable, have equal rights to economic resources, as well as access to basic services, ownership and control over land and other forms of property, inheritance, natural resources, appropriate new technology and financial services, including microfinance			
1.4.1.p1	Percentage of women ages 15-49 with a live birth in the five years preceding the survey who received antenatal care, delivery assistance, or postnatal care from health personnel for the most recent birth			
1.4.1.p1.1	Percentage of women ages 15-49 who received antenatal care from skilled health personnel for the most recent birth	NDHS-PSA	97.7	2013



SDG DATABASE
Philippine Indicators

Sustainable Development Goals (SDGs)

Related links

- User's Guide
- Contact Us

For data inquiries, contact:

Knowledge Management and Communications Division
Philippine Statistics Authority
5/F CVEA Bldg., East Avenue,
Quezon City
Tel. No.: (632) 8462-6600 loc. 839
Email: info@psa.gov.ph

<https://psa.gov.ph/>

MARAMING
SALAMAT

此文件仅供APSEC官方网站阅读使用